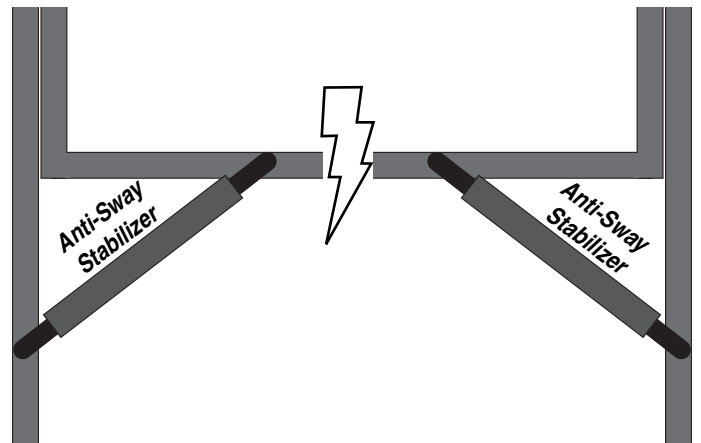
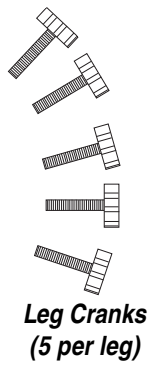
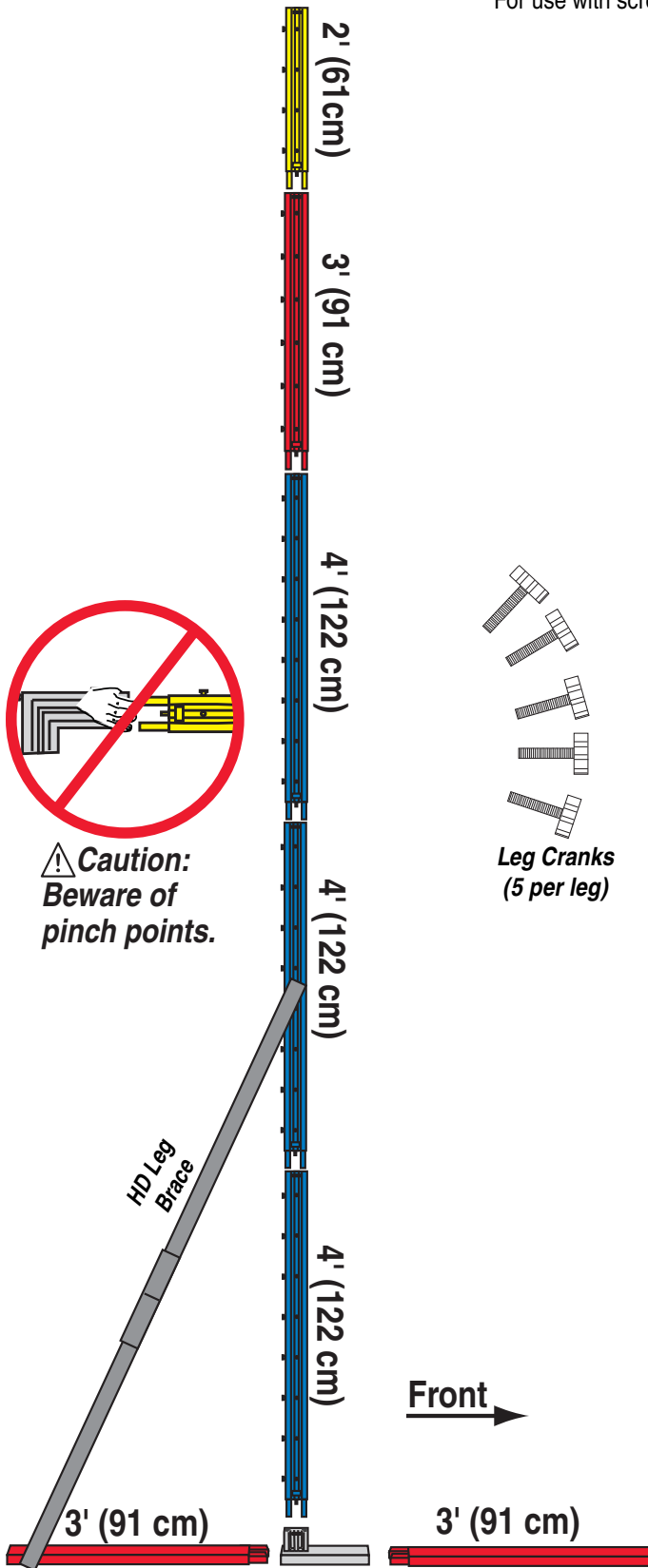


FocalPoint™ Projection Screen by Draper—Assembly Map for Leg Kits

Leg Kit C

For use with screens above 126" high viewing area



DRAPER®

411 S. Pearl St., Spiceland, IN 47385 USA ■ 765-987-7999
www.draperinc.com ■ fax 765-987-7142
Copyright © 2011 Draper Inc. Form FocalPoint_LegAssemblyC_Inst11-R Printed in U.S.A.

Leg Kits come with Leg Cranks as noted below:

Package A—3 cranks per leg/total 6

Package B—4 cranks per leg/total 8

Package C—5 cranks per leg/total 10

Leg Cranks should be placed as follows: 1 at the lowest attachment point, 1 at the highest attachment point, and the rest evenly spaced between the two.