

FlexStyle™ Battery

Open roll shade powered by rechargeable, internal lithium-ion battery

FLEXSTYLE BA

Please check all appropriate selections and attach room schedule with verified dimensions.

Fabric Series: _____

Color Name / Number: _____

Openness Factor: _____

Please see [Draper® Fabric Options](#) for fabric colors and specifications.

Select Motor and Idler Bracket Finish

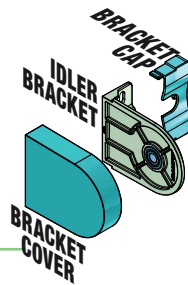
Plated Bracket Colors

- Brushed Nickel Brushed Gold
- Antique Bronze Chrome

Matte Painted Bracket Colors

- Black White Grey Taupe
- Warm White Grey Primer
(to be painted by others)

Please Note: If Painted Bracket and Exposed Hem Bar are selected, Hem Bar finish is automatically matched to bracket color.



Select Hem Bar/Slat Style

- Open Pocket *(1" Elliptical)*
- Closed Pocket *(1" Elliptical)*
- Exposed Hem Bar
 - Small Flat Exposed Hem Bar
 - Large Flat Exposed Hem Bar
 - Round Exposed Hem Bar

Select Exposed Hem Bar color

(For Plated Hardware ONLY)

SMOOTH COLORS:

- Matt Black Matt White Matt Grey
- Matt Taupe Matt Warm White
- Grey Primer *(to be painted by others)*
- Clear Anodized *(not painted)*

TEXTURED COLORS:

- Black White Ivory Bronze

Select Motor and Controls

Select Motor Location *(front view)*

- Right *(standard)*
- Left


Select Motor Type

- External Battery wand
- Rechargeable Lithium Ion Motor

Select Control Options

For specific control option, indicate Draper Part Number(s) in the space provided.

- Handheld Remote: _____
- Wireless Wall Switch: _____
- Accessories *(consult DraperInc.com)*: _____



Available Sizes:

WIDTH:	2'	3'	4'	5'	6'	7'	8'
HEIGHT							
2'							
3'							
4'							
5'							
6'							
7'							
8'							
9'							
10'							

** Sizes requiring large brackets/brackets will vary according to fabric.*



PROJECT: _____

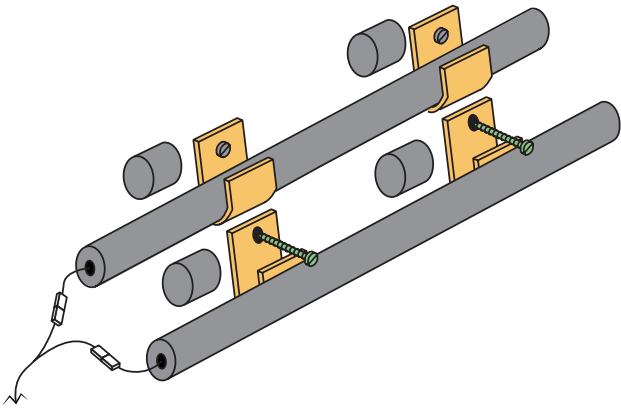
ARCHITECT: _____

CONTRACTOR: _____

SUPPLIER: _____

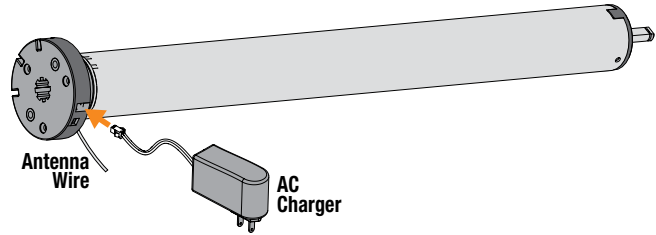
DATE: _____ REVISED: _____

Components



NiMH Battery Operator

- Drive unit inside roller
- Power provided by two 12V reloadable battery wand (AA lithium batteries NOT INCLUDED)
- NiMH Solar Rechargeable Battery Wand with Solar Recharge Panel also available



Li-ion Battery Wand

- 12V built-in Li-ion battery pack with integrated charge management.
- Max power input for recharging: 12.6V / 1000mAh.
- 18" (457 mm) long x 1¹/₆" (17 mm) diameter
- Screw-on cap 1³/₄" (19 mm) diameter

Specifications

FLEXSTYLE MOTORIZED SHADING SYSTEM: Electrically operated, motorized, vertical roll-up, fabric shading system. Assembly includes motor operator, controls, mounting hardware, and other components necessary for complete installation. Motorized FlexStyle™ as manufactured by Draper®, Inc.

ELECTRIC OPERATOR: Tubular motor concealed inside shade roller tube.
LOCATION: Right hand: standard; Left hand: as scheduled.

BATTERY OPERATOR: Drive unit inside roller, instantly reversible, lifetime lubricated. Right-hand motor location standard. Left-hand motor location also available with brackets. Limit switches adjustable using wall switch or remote control. Operates on power provided by two 12V battery wands. Reloadable battery wand (AA lithium batteries NOT INCLUDED) and NiMH Solar Rechargeable Battery Wand with Solar Recharge Panel also available (for limitations see documentation at www.draperinc.com/Go/BatteryPoweredShade.htm).

FABRIC CONNECTION TO ROLLER TUBE: Fabric panel is attached with double-sided adhesive (LSE) to the roller tube at the top, and to the hem bar at the bottom.

MOUNTING BRACKETS

BRACKETS: Made of .080 die cast aluminum. Can be wall or ceiling mounted. No exposed fasteners.

FINISHES AVAILABLE:
Black, Bronze Plated, Brushed Gold Plated, Brushed Nickel Plated, Chrome Plated, Grey, Taupe, White, Warm White, Grey Primer.

ROLLER: Fabricated from extruded aluminum or steel. Wall thickness and material selected by manufacturer to accommodate shade size. Provide with roller spring loaded sliding idler assembly of molded nylon. Spring Loaded nylon pin set into ball bearing of idler bracket to allow easy installation and removal of roller. Fabric connected to the roller tube with LSE (low surface energy) double sided adhesive specifically developed to attach coated textiles to metal. Adhesive attachment to eliminate horizontal impressions in fabric.

HEM BAR:

CLOSED POCKET ELLIPTICAL SLAT: 1 inch (25mm) aluminum elliptical slat inside of a 1 1/8 inch (41mm) pocket with heat sealed ends.

OPEN POCKET ELLIPTICAL SLAT: 1 inch (25mm) aluminum elliptical slat with plastic ends inside of a 1 1/8 inch (41mm) pocket.

FLAT EXPOSED HEM BAR: Small: 3/8 inch x 3/16 inch (22mm x 8mm) aluminum rectangular hem bar with plastic end caps.

LARGE EXPOSED HEM BAR: 1 1/2 inch x 3/8 inch (38mm x 8mm) aluminum rectangular hem bar with plastic end caps.

ROUND EXPOSED HEM BAR: Small 3/8 inch (16mm) and Large 1/2 inch (21mm) aluminum with plastic end caps.

NO SLAT.

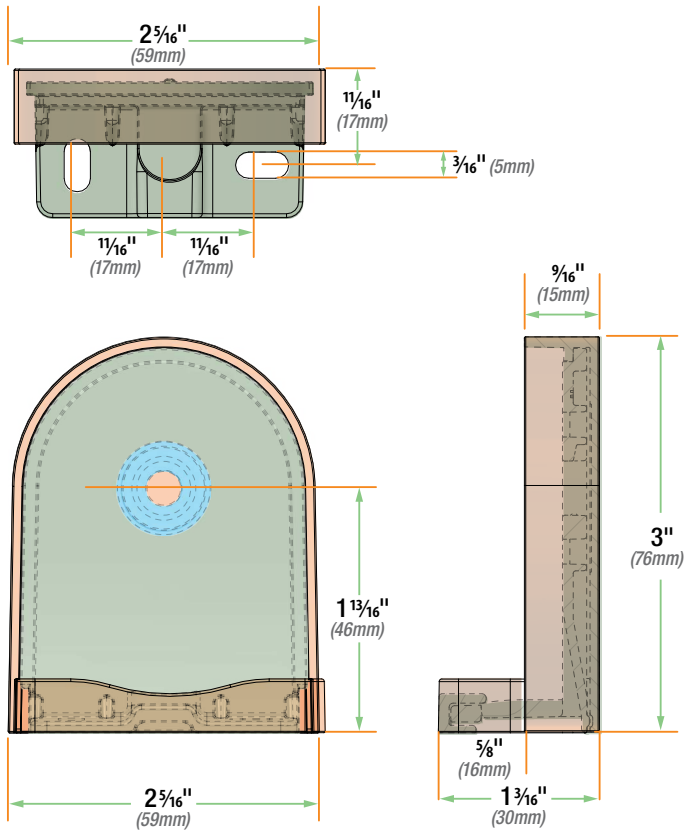
DOWNLOADABLE 3-PART SPECIFICATIONS:

www.draperinc.com

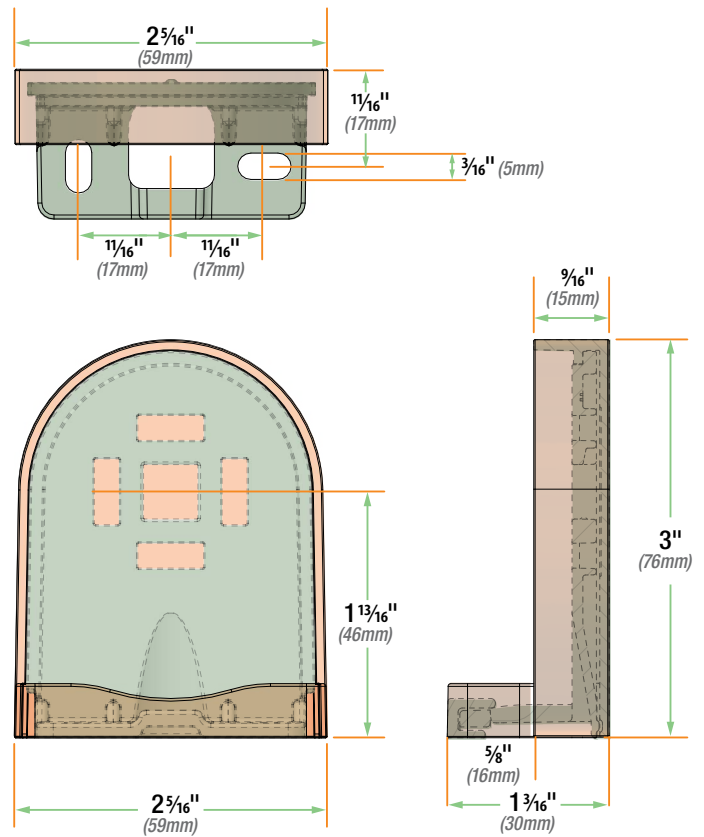
Please note: Dimensions of rollers, operators, and hardware at manufacturer's discretion.

Bracket Dimensions

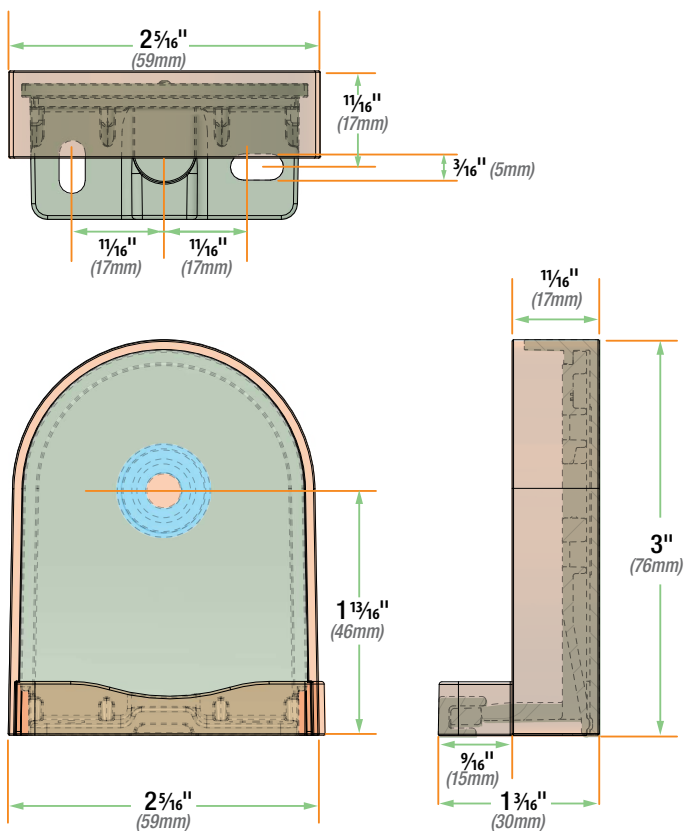
C002.1821 (Idler End, Standard)



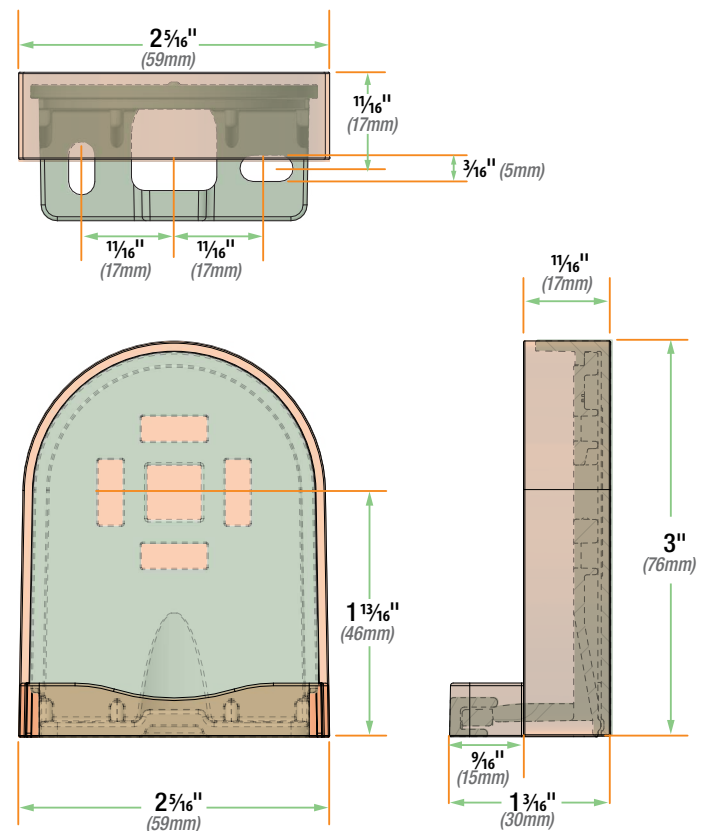
C002.1819 (Motor End, Standard)



C002.1822 (Idler End, Extended)



C002.1820 (Motor End, Extended)



Shade Dimensions

