

FlexStyle™ ST30 DC

Open roll shade with 24-volt motor and small installation footprint

SUBMITTAL TECHNICAL INFO

FLEXSTYLE 24V

Please check all appropriate selections and attach room schedule with verified dimensions.

Fabric Series: _____

Color Name / Number: _____

Openness Factor: _____

Please see [Draper® Fabric Options](#) for fabric colors and specifications.

Select Motor and Idler Bracket Finish

Plated Bracket Colors

- Brushed Nickel Brushed Gold
- Antique Bronze Chrome

Matte Painted Bracket Colors

- Black White Grey Taupe
- Warm White Grey Primer
(to be painted by others)

Please Note: If Painted Bracket and Exposed Hem Bar are selected, Hem Bar finish is automatically matched to bracket color.

Select Hem Bar/Slat Style

- Open Pocket (1" Elliptical)
- Closed Pocket (1" Elliptical)
- Exposed Hem Bar
 - Small Flat Exposed Hem Bar
 - Large Flat Exposed Hem Bar
 - Round Exposed Hem Bar

Select Exposed Hem Bar color

(For Plated Hardware ONLY)

SMOOTH COLORS:

- Matt Black Matt White Matt Grey
- Matt Taupe Matt Warm White
- Grey Primer *(to be painted by others)*
- Clear Anodized *(not painted)*

TEXTURED COLORS:

- Black White Ivory Bronze

Select Motor and Controls

Select Motor Location *(front view)*

- Right *(standard)* Left

Select 24V Motor

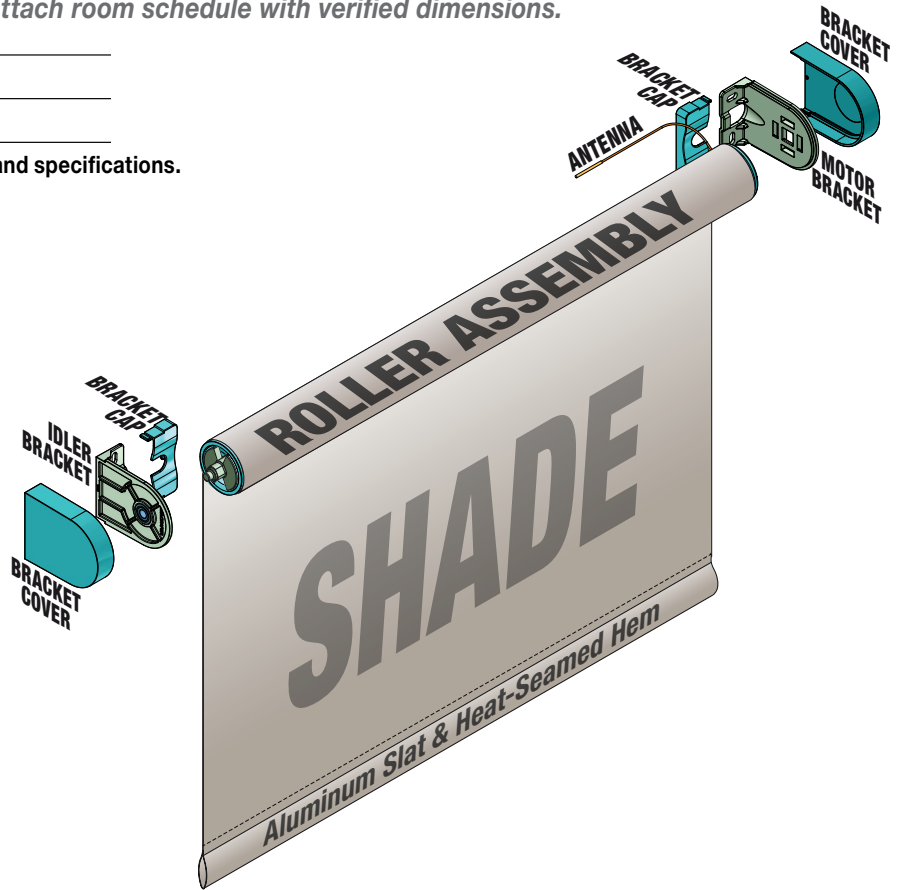
- ST30 24V Dry Contact Motor
- ST30 24V RTS Motor
- ST30 24V 485 Motor

Select Control Options

- Transformer 5 Motors 15 Motors
- Plug-In 10 Motors 20 Motors
- 1 Motor

Please Note:

For more information about operators and controls, see installation instructions.



Available Sizes:

WIDTH:	2'	3'	4'	5'	6'	7'	8'
HEIGHT	2'						
3'							
4'							
5'							
6'							
7'							
8'							
9'							
10'							

* Sizes requiring large brackets/brackets will vary according to fabric.

PROJECT: _____

ARCHITECT: _____

CONTRACTOR: _____

SUPPLIER: _____

DATE: _____ REVISED: _____



Draper, Inc. | 411 S. Pearl St. Spiceland, IN 47385
draperinc.com | 765.987.7999 | 800.238.7999

© 2023 All Rights Reserved | FORM: FlexStyle_ST30_24V_Sub23

Specifications

FLEXSTYLE MOTORIZED SHADING SYSTEM:

Electrically operated, motorized, vertical roll-up, fabric shading system. Assembly includes motor operator, controls, mounting hardware, and other components necessary for complete installation. Motorized FlexStyle™ as manufactured by Draper®, Inc.

ST30 RTS 24V DC RADIO TECHNOLOGY ELECTRIC OPERATOR:

Drive unit inside roller, instantly reversible, lifetime lubricated. Right hand motor location standard with brackets; Left hand location standard with brackets. Left hand motor location also available with brackets. Right hand motor location not available with brackets. Built-in radio receiver. Limit switches adjustable using wall switch or remote control. Operates at or below sound level of 42 Db. Call Draper for size limitations when using quiet motors.

ST30 24V DC DRY CONTACT ELECTRIC OPERATOR:

Drive unit inside roller, instantly reversible, lifetime lubricated. Right hand motor location standard with brackets; Left hand location standard with brackets. Left hand motor location also available with brackets. Right hand motor location not available with brackets. Limit switches adjustable using wall switch or remote control. Operates at or below sound level of 47 Db. Call Draper for size limitations when using quiet motors.

ST30 24V 485 DC INTELLIGENT TECHNOLOGY ELECTRIC OPERATOR:

Drive unit inside roller, instantly reversible, lifetime lubricated. Right hand motor location standard with brackets; Left hand location standard with brackets. Limit switches adjustable using wall switch or remote control. Operates at or below sound level of 47 Db. Call Draper for size limitations when using quiet motors.

FABRIC CONNECTION TO ROLLER TUBE:

Fabric panel is attached with double-sided adhesive (LSE) to the roller tube at the top, and to the hem bar at the bottom.

MOUNTING BRACKETS: Made of .080 die cast aluminum. Can be wall or ceiling mounted. No exposed fasteners.

FINISHES AVAILABLE:

Black, Bronze Plated, Brushed Gold Plated, Brushed Nickel Plated, Chrome Plated, Grey, Taupe, White, Warm White, Grey Primer.

ROLLER: Fabricated from extruded aluminum or steel. Wall thickness and material selected by manufacturer to accommodate shade size. Provide with roller spring loaded sliding idler assembly of molded nylon. Spring Loaded nylon pin set into ball bearing of idler bracket to allow easy installation and removal of roller. Fabric connected to the roller tube with LSE (low surface energy) double sided adhesive specifically developed to attach coated textiles to metal. Adhesive attachment to eliminate horizontal impressions in fabric.

HEM BAR:

CLOSED POCKET ELLIPTICAL SLAT: 1 inch (25mm) aluminum elliptical slat inside of a 1 3/8 inch (41mm) pocket with heat sealed ends.

OPEN POCKET ELLIPTICAL SLAT: 1 inch (25mm) aluminum elliptical slat with plastic ends inside of a 1 3/8 inch (41mm) pocket.

FLAT EXPOSED HEM BAR: Small: 3/8 inch x 3/8 inch (22mm x 8mm) aluminum rectangular hem bar with plastic end caps.

LARGE EXPOSED HEM BAR: 1 1/2 inch x 3/8 inch (38mm x 8mm) aluminum rectangular hem bar with plastic end caps.

ROUND EXPOSED HEM BAR: Small 3/8 inch (16mm) and Large 1/2 inch (21mm) aluminum with plastic end caps.

NO SLAT.

DOWNLOADABLE 3-PART SPECIFICATIONS:

www.draperinc.com

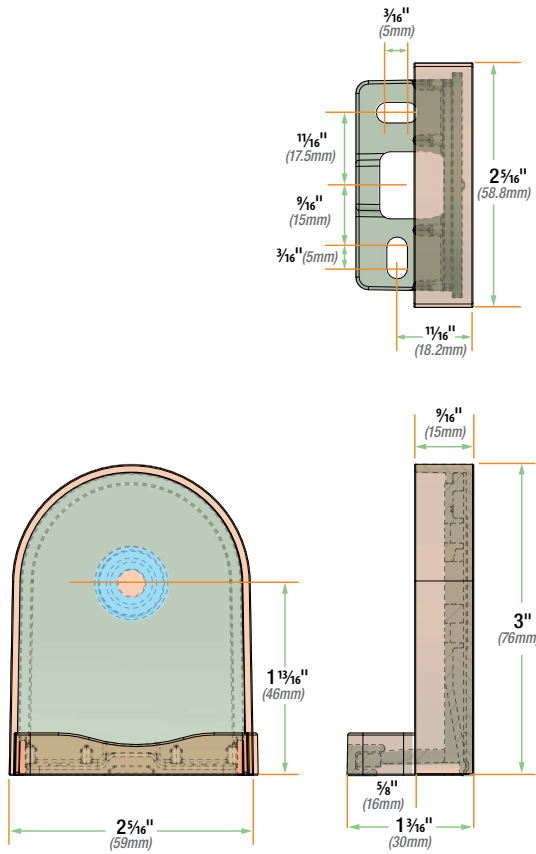
Please note: Dimensions of rollers, operators, and hardware at manufacturer's discretion.

Shade Dimensions

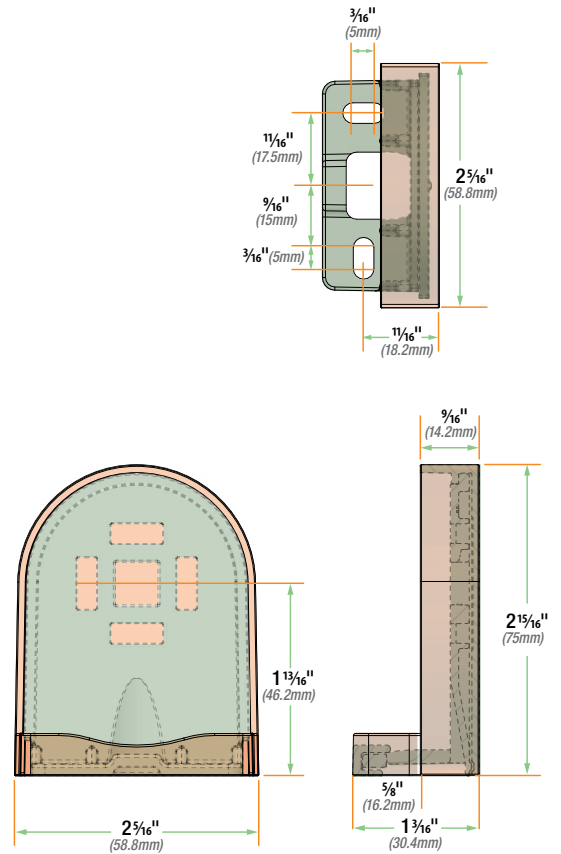


Bracket Dimensions

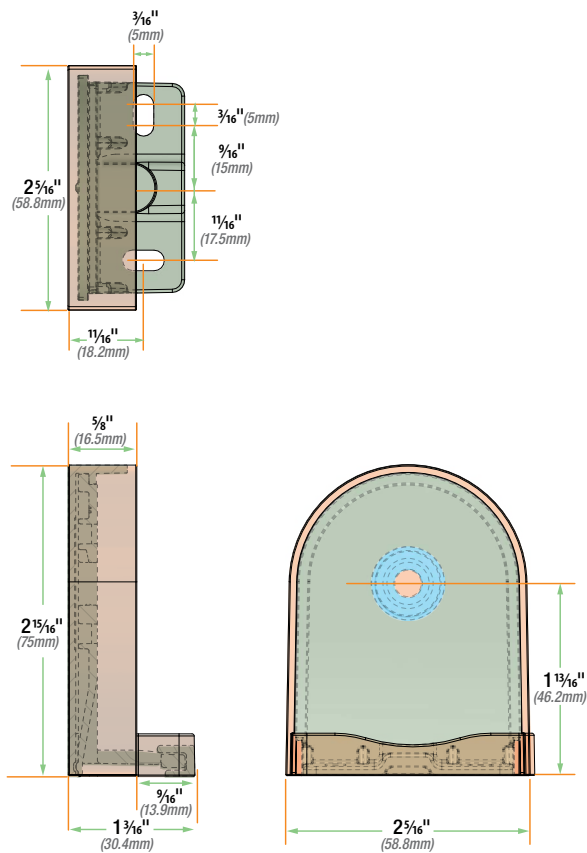
C002.1821 (Idler End, Standard)



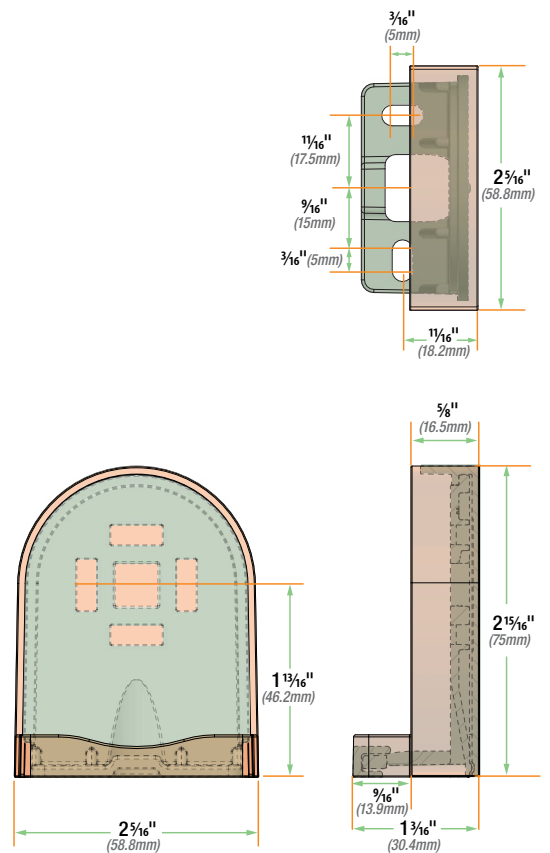
C002.1819 (Motor End, Standard)



C002.1822 (Idler End, Extended)



C002.1820 (Motor End, Extended)



Wiring Diagrams

Sonesse® is a registered trademark of Somfy® Systems, Inc.

